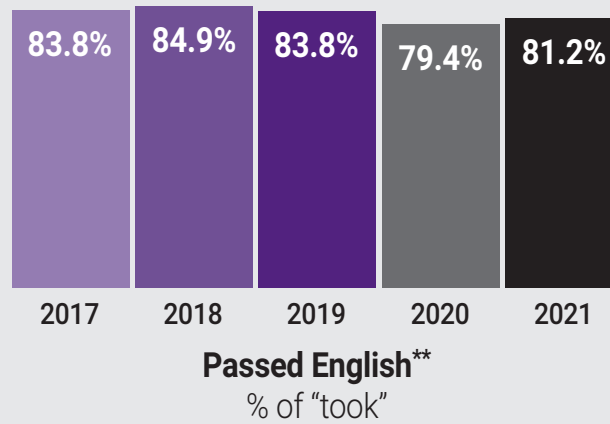
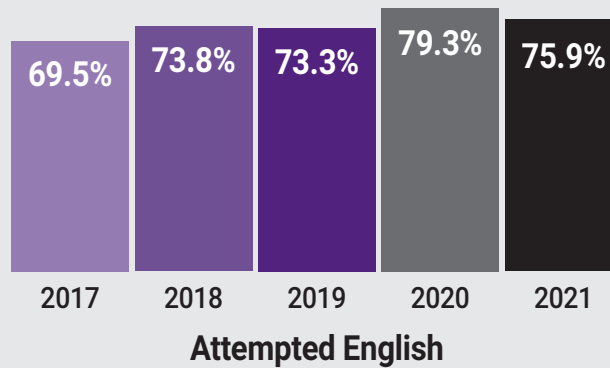


ARRIVAL

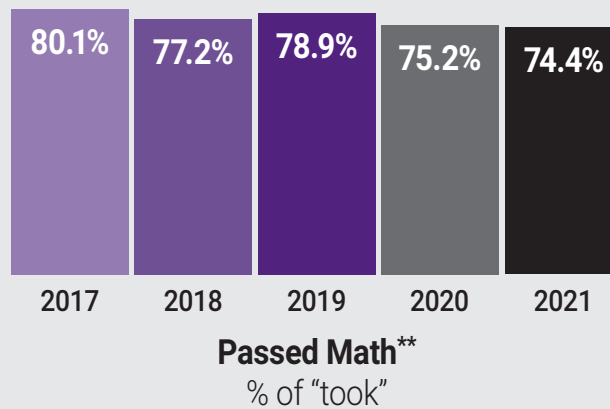
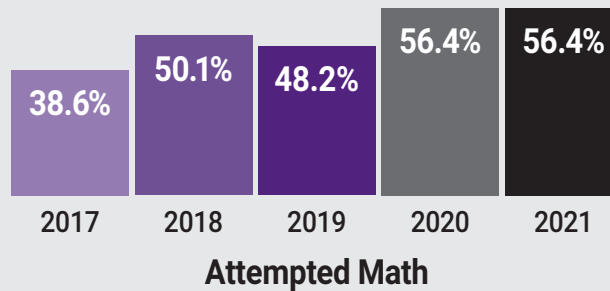
New Fall Students' Attempts and Completion of ENGLISH* "Gateway Course" in First Year



*Gateway English is defined as ENGL 101/101A or higher. **Passed is defined as receiving a grade of "D" or better.

ARRIVAL

New Fall Students' Attempts and Completion of MATH* "Gateway Course" in First Year



*Gateway Math is defined as MATH 110 or higher. **Passed is defined as receiving a grade of "D" or better.

Fall 2021 New Students' Attempts and Completion of "Gateway Courses" in First Year

		Attempted English Percent	Passed English* % of "took"	Attempted Math Percent	Passed Math* % of "took"
TOTAL	All Students	75.9%	81.2% ●	56.4%	74.4%
GENDER	Female	77.4%	83.2% ●	56.4% ●	74.8%
	Male	74.6%	79.1% ●	56.3%	74.0% ●
	Unknown	60.0%	83.3% ●	50.0%	80.0% ●
ETHNICITY/RACE	American Indian/Alaska Native	50.0%	100.0% ●	100.0% ●	100.0% ●
	Asian	76.3%	86.1%	65.0%	82.7%
	Black/African American	72.5%	77.2% ●	51.3% ●	69.0%
	Hawaiian/Pacific Islander	50.0%	100.0% ●	50.0%	100.0% ●
	Hispanic	78.3%	78.4% ●	55.9%	66.7%
	International	77.8% ●	88.0% ●	60.7% ●	83.3% ●
	Multi-Race	78.1%	78.0% ●	53.3% ●	71.4%
	White	74.6% ●	83.8% ●	56.0% ●	81.8% ●
	Unknown	50.0%	50.0%	25.0%	100.0% ●
AGE GROUP	19 or Younger	80.2%	80.6% ●	61.3%	73.3%
	20–24	62.8%	81.5% ●	41.2% ●	82.5% ●
	25 or Older	48.4%	89.6% ●	24.8%	87.5% ●

*Passed is defined as receiving a grade of "D" or better. ● Improvement over previous year