


TRUSTEE INFORMATION PROGRAM

Characteristics of Montgomery College Graduates

Fiscal 1997 to Fiscal 2005



Office of Institutional Research and Analysis

Robert Lynch, Director

Prepared by:

Arlene Blaylock, Senior Research Analyst

Characteristics of Montgomery College Graduates Fiscal 1997 to Fiscal 2005

Executive Summary

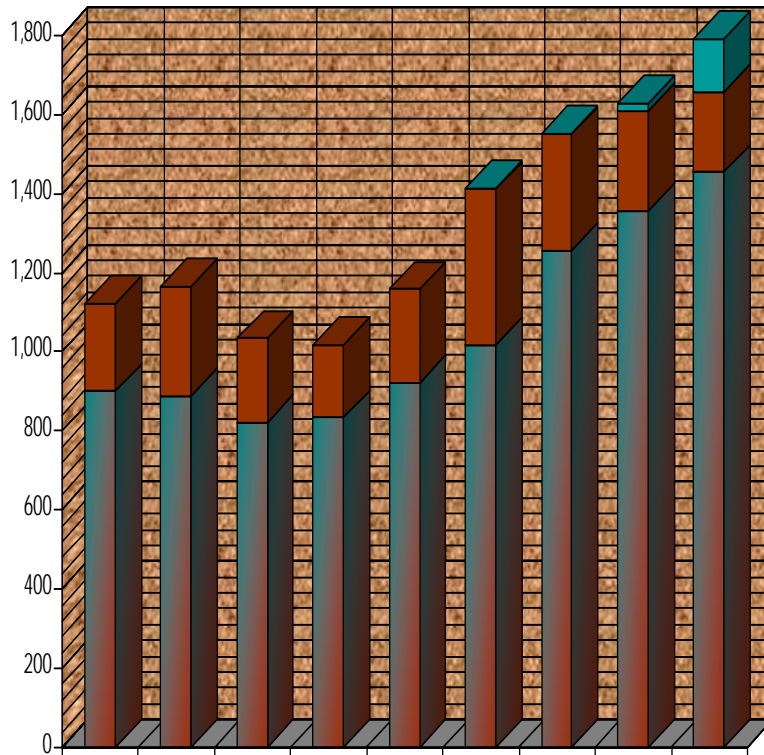
- The number of graduates has increased steadily over the past five years. In fiscal 2005, Montgomery College rendered 1,824 awards to 1,789 graduates, which indicates that some students earned multiple awards. The actual number of students that graduated in fiscal 2005 was 161 students or 10 percent more than the number of students that earned awards the previous year (1,628). When one examines the highest award earned per student, the following statistics emerge: 1,454 or 81.3 percent earned Associate Degrees, 204 or 11.4 percent earned Certificates, and 141 or 7.3 percent earned Letters of Recognition. Compared to the previous year, the number of students that graduated with Associate degrees as their highest award increased 7.3 percent. The number of students that earned Certificates as the highest award declined 19.7 percent compared to last year and is the third decline in as many years. The number of students that earned the Letter of Recognition increased from two in fiscal 2002 to 141 in 2005.
- The race/ethnic makeup of the graduating classes is as diverse as the student body. In fiscal 2005, there was an increase in the number of graduates for all student groups, with the exception of foreign students compared to the previous year. The largest increase was among White students (+96), where a 15 percent increase in the number of graduates is noted between fiscal 2004 and fiscal 2005. Collectively, nonwhite and foreign students represented 59 percent of the graduating class of 2005.
- Montgomery College awarded 1,032 Associate Degrees in transfer programs in fiscal 2005, which is four percent above the number of awards in fiscal 2004. Transfer Program graduates are more likely to earn awards in General Studies and Business Administration compared to other program areas. The number of awards in the Arts and Sciences and in the Engineering program area have shown increases over the past five years. Computer Science degrees declined to half the number awarded in fiscal 2003 (101 in fiscal 2003 to 50 in fiscal 2005).
- The total number of degrees in the Career Programs increased 15 percent in fiscal 2005 with a gain of 60 awards. Five of the six Career Program areas had more awards in fiscal 2005 than the previous year: The most notable gains were in the program areas of *Health Services (+43)* and *Business Technologies (+16)*. The only decline in awards was in the Public Service area (-16).
- There were two fewer Certificates awarded in fiscal 2005 than in fiscal 2004. However, data by program areas show some notable gains in the number of Certificates that were awarded in fiscal 2005: Arts and Sciences (+10) and Mechanical and Engineering Technologies (+28). Program areas that contributed to the decline in Certificates were Data Processing (-21), Business Technologies (-18), and Public Services (-10). Natural Sciences (-5) and Public Service (-17).

Number of Graduates by Highest Award Type

Fiscal 1997 to Fiscal 2005

Total Number of Graduates

- 1997 = 1,124
- 1998 = 1,164
- 1999 = 1,034
- 2000 = 1,016
- 2001 = 1,158
- 2002 = 1,411
- 2003 = 1,551
- 2004 = 1,628
- 2005 = 1,789



	1997	1998	1999	2000	2001	2002	2003	2004	2005
Letter of Recognition	--	--	--	--	--	2	2	19	131
Certificates	224	274	213	183	238	392	294	254	204
Associate	900	890	821	833	920	1,019	1,255	1,355	1,454

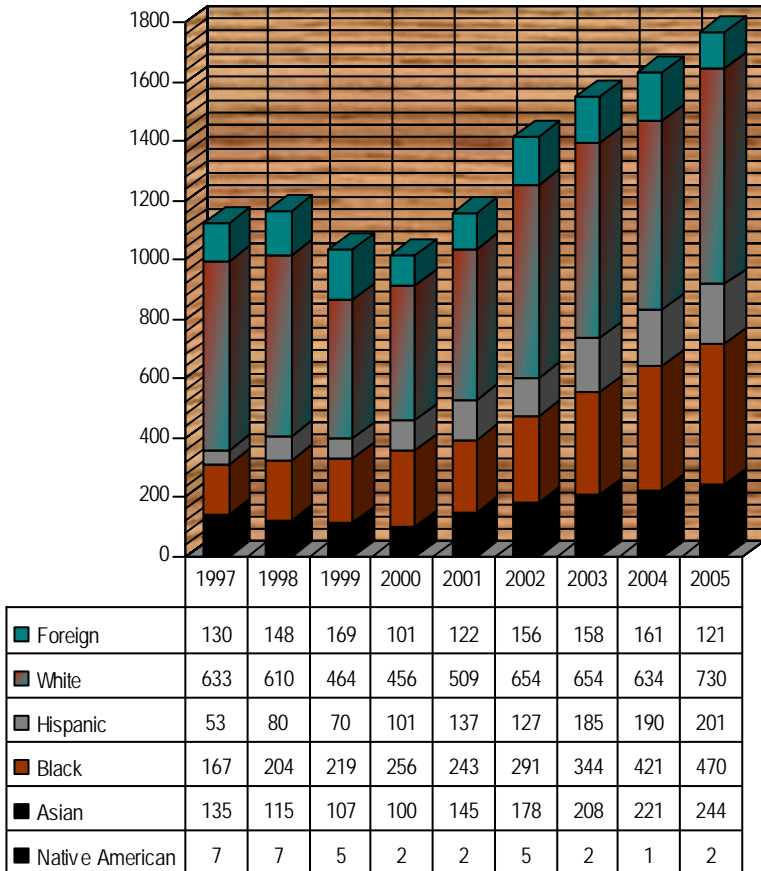
Montgomery College graduated 1,789 students in fiscal 2005 which is 161 students or 9.8 percent more than the number of students that earned awards the previous year.

The number of students that graduated with an Associate degree as the highest award increased 7.3 percent above last year's figure and 77 percent over fiscal 1999, the lowest figure in this nine year trend. The largest single increase in the number of graduates (23.2 percent) occurred between fiscal 2002 to fiscal 2003.

The number of students who earned a Certificate as the highest award declined for the third year. The current number is 19.7 below the previous year and 47.9 percent below the peak year of fiscal 2002.

Some students have begun to recognize the value of the "Letter of Recognition" award as shown by the numerical increase in this award category from two in fiscal 2002 to 131 in fiscal 2005. It should be noted that 171 Letters of Recognition were awarded in fiscal 2005. One hundred thirty-one students received the Letter of Recognition as the highest award.

Number of Graduates by Race/Ethnicity Fiscal 1997 to Fiscal 2005



The race/ethnic makeup of the graduating classes is as diverse as the student body – and as the demographic characteristics of the student body changed over the past seven years, so has the diversity of the graduating classes. In fiscal 1997, White students represented more than 56 percent of the graduating class. In fiscal 2005, they represented 41 percent, while the remaining 59 percent of the graduating class of 2004 were nonwhite and foreign.

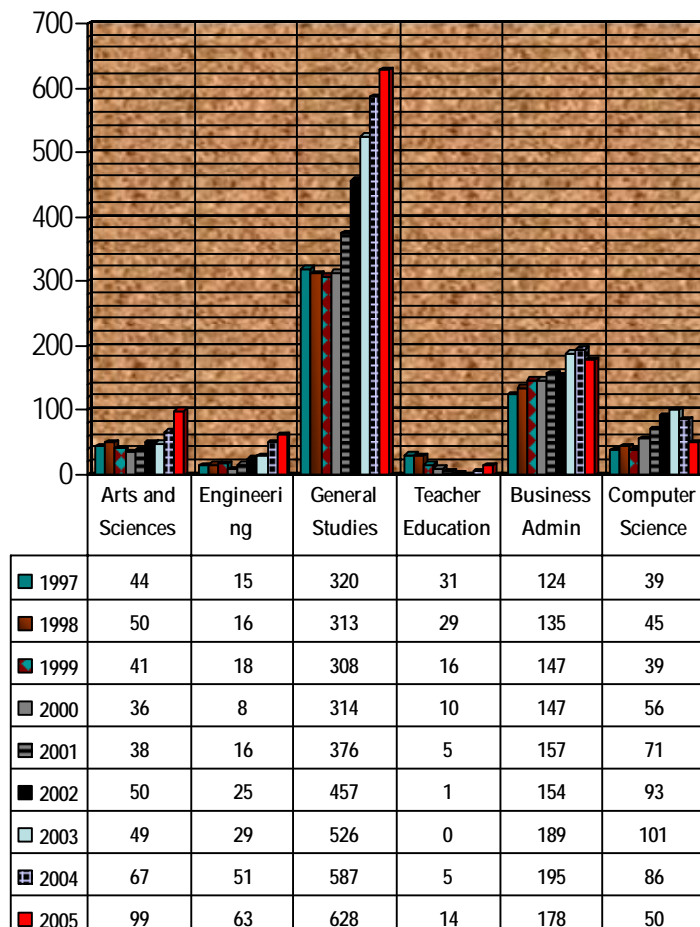
In fiscal 2005, there was an increase in the number of graduates for all student groups, with the exception of students who fall within the “foreign” category which declined 25 percent compared to the previous year. The largest numerical increase was among White students, where 96 more students graduated in fiscal 2005 than in fiscal 2004 -- a 15 percent increase.

MONTGOMERY COLLEGE

Number of Associate Degrees by Transfer Program Areas Fiscal Year 1997 to Fiscal 2005

Total Number of Associate Degrees

1997 = 573
 1998 = 588
 1999 = 569
 2000 = 571
 2001 = 663
 2002 = 780
 2003 = 894
 2004 = 991
 2005 = 1,032



One thousand thirty-two Associate Degrees were awarded in transfer programs in fiscal 2005, which represents a four percent increase above the number of awards in fiscal 2004. As can be seen in the data table to the left, two program areas had declines in the number of awards: Computer Science, which declined almost 42 percent in fiscal 2005 compared to fiscal 2004; and Business Administration with a nine percent decrease.

An increase in the number of awards is noted in all other program areas, but most notably in the Arts and Science and General Studies programs. In fact, there were 32 more awards in Arts and Science in fiscal 2005 than in the previous year, while the number of awards in General Studies rose by 41. Gains in the Engineering (+12) and Teacher Education (+9) programs are also noted.

Transfer Program graduates are more likely to earn awards in General Studies and Business Administration compared to other program areas. In fiscal 2005, these two program areas represented 60 percent and 17 percent of transfer program awards, respectively.

MONTGOMERY COLLEGE

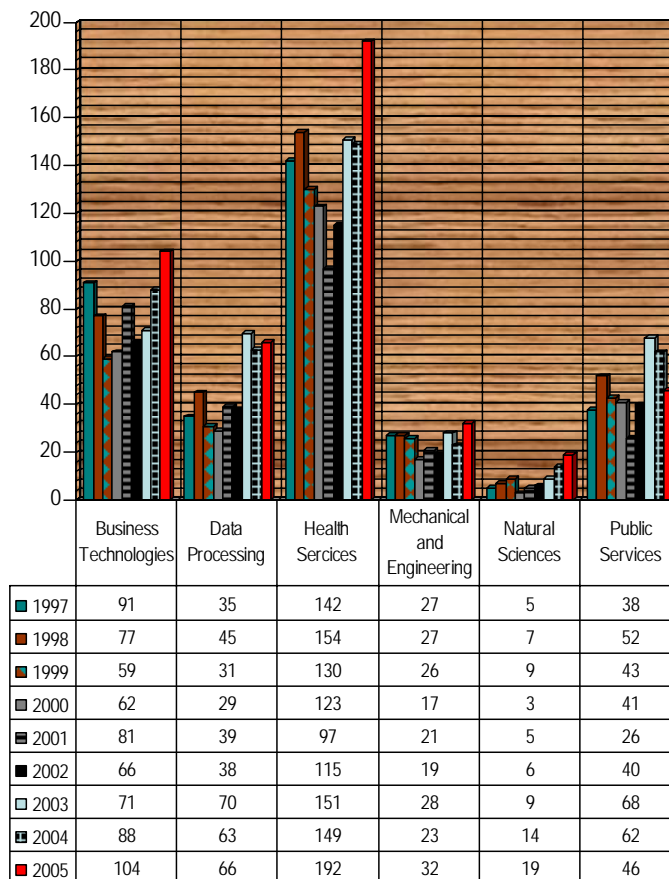
Number of Associate Degrees by Career Program Areas Fiscal Year 1997 to Fiscal 2005

The total number of awards in the Career Programs increased 15 percent in 2005 with a gain of 60 awards compared to the previous year. All career program areas had an increase in the number of awards with the exception of Public Services, which yielded 16 fewer awards in fiscal 2005 than in 2004.

The notable gains in awards were in the Health Sciences (+43) and in Business Technology (+16).

Health Services continue to account for the single largest number and proportion (42 percent) of the awards in the Career program area, followed by Business Technologies (23 percent).

Note: Career Program areas use generic titles. Examples of "Public Service" programs at Montgomery College are: Applied Geography, Criminal Justice, Paralegal Studies; examples of "Mechanical and Engineering Technologies" programs include Architectural and Construction Technology, Automotive Technology, Building Trades; "Natural Sciences" includes the Landscape Technology and Biotechnology programs at the College.



Total Number of Associate Degrees

1997 = 338

1998 = 362

1999 = 298

2000 = 275

2001 = 269

2002 = 284

2003 = 397

2004 = 399

2005 = 459

MONTGOMERY COLLEGE

Number of Certificates by Program Area Fiscal Year 1997 to Fiscal 2005

Total Number of Certificates

1997 = 247

1998 = 312

1999 = 255

2000 = 244

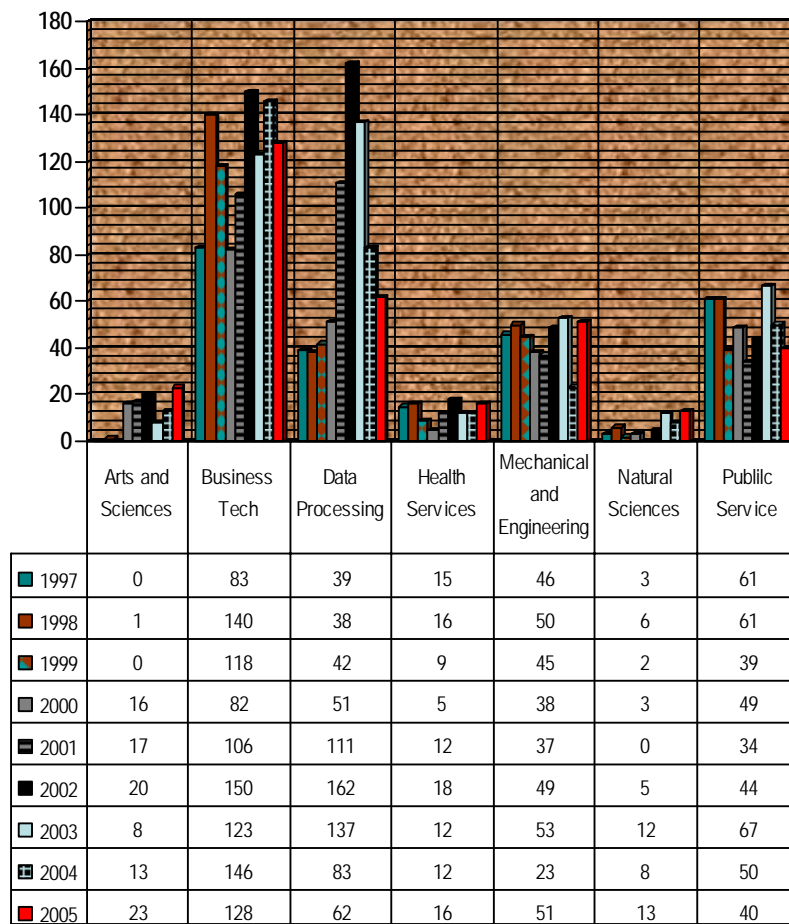
2001 = 317

2002 = 448

2003 = 412

2004 = 335

2005 = 333



•The number of Certificates declined for the third time in as many years. Three hundred thirty-three Certificates were awarded in fiscal 2005, which was slightly below (-2) the number of Certificates that were awarded the previous year.

•Mechanical and Engineering Technology had the largest increase in awards (+28). The increased number of awards are also noted in the Arts and Sciences (+10), Health Sciences (+4) and the Natural Sciences (+5) programs.

•The decline in the number of Certificates that were awarded in fiscal 2005 can be attributed to the Business Technologies (-18), Data Processing (-21) and Public Service (-10) program areas.