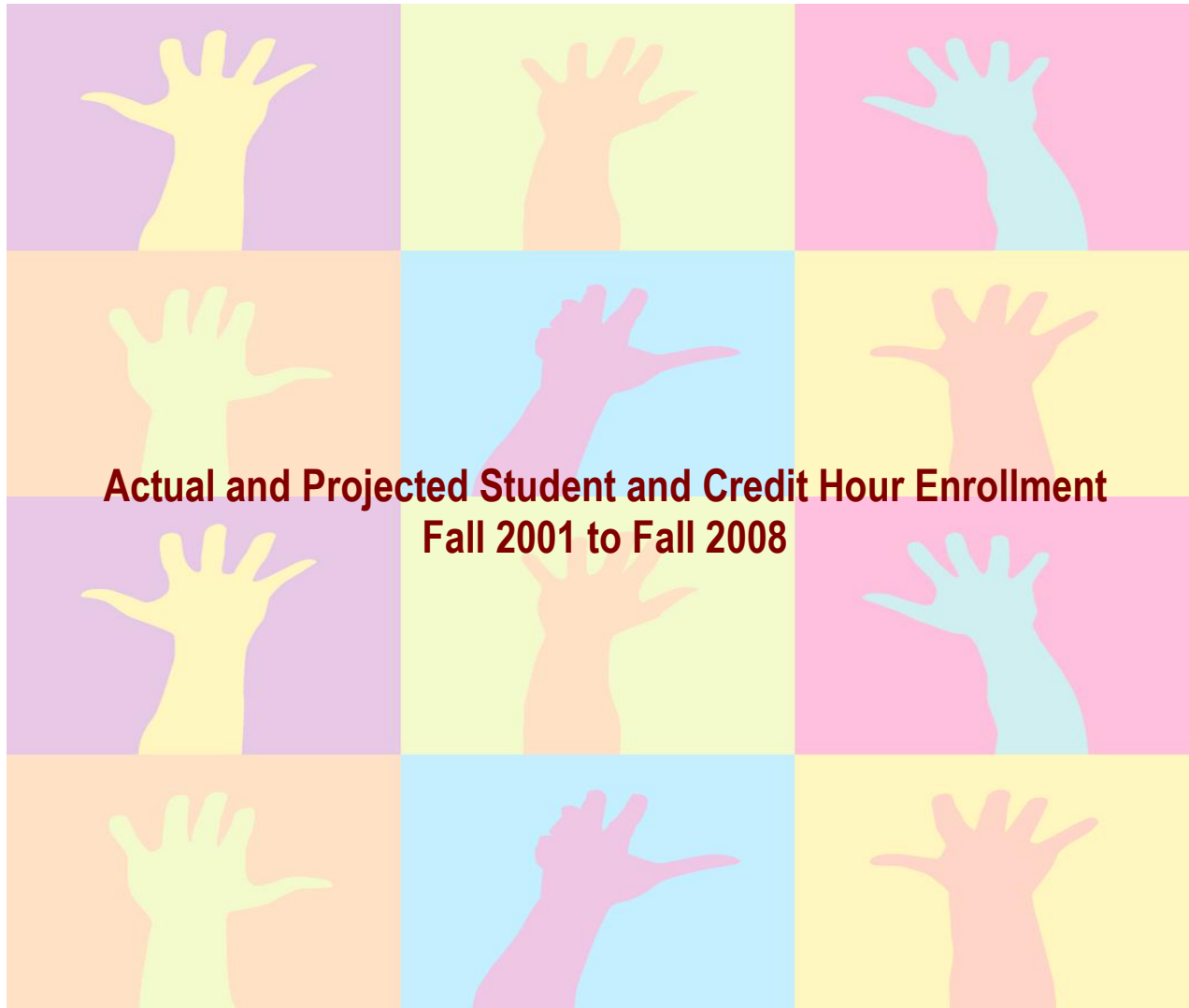


TRUSTEE INFORMATION PROGRAM



Office of Institutional Research and Analysis
Prepared by: A. W. Blaylock
Robert Lynch, Director

Trustee Information Program
Actual and Projected Student and Credit Hour Enrollment
Fall 2001 to Fall 2008

Executive Summary

Credit Hour Enrollment

The College achieved 98.9 percent of its credit hour projection in fall 2008 and generated in excess of two percent more credits than the previous fall semester. Over a seven year period, credit hour enrollment has increased more than 20 percent. The number of hours generated in fall 2008 (223,461) is the highest credit hour enrollment in the history of the College.

Credit hour enrollment by on-campus locations reveals the following: in fall 2008, the Germantown Campus generated 4.2 percent more credit hours than in fall 2006, generated almost 29 percent more credit hours than in fall 2001 and realized 98.7 percent of its credit hour projection. Credit hour enrollment at the Rockville Campus declined slightly (-.3 percent) in fall 2008 compared to fall 2007. The campus generated more than seven percent more credit hours in fall 2008 than in fall 2001 and netted 97 percent of its fall 2008 estimated growth in credit hours. In fall 2008, credit hour enrollment at the Takoma Park/Silver Spring Campus increased 6.5 percent compared to the previous fall semester and more than 37 percent over the past seven years. The Campus achieved 102.2 percent of its credit hour projection. Credit hour enrollment in Extended Learning, which includes off-campus and distance learning enrollments rose 11.7 percent in fall 2008 compared to fall 2007 and generated 147.6 percent more credit hours than in fall 2001. Extended Learning exceeded (103.5 percent) of its credit hour projection, which can be attributed to the distance learning segment.

Number of Students

Registration in fall 2008 generated the highest student enrollment in the College's history. As of the third week of enrollment 24,452 individual students were enrolled in classes. This represents a 2.5 percent increase over the previous fall semester and almost 14.5 percent above fall 2001. The College exceeded its projection by nearly one percentage point. On average, students enrolled for 9.14 hours in fall 2007, which is unchanged from the previous fall semester.

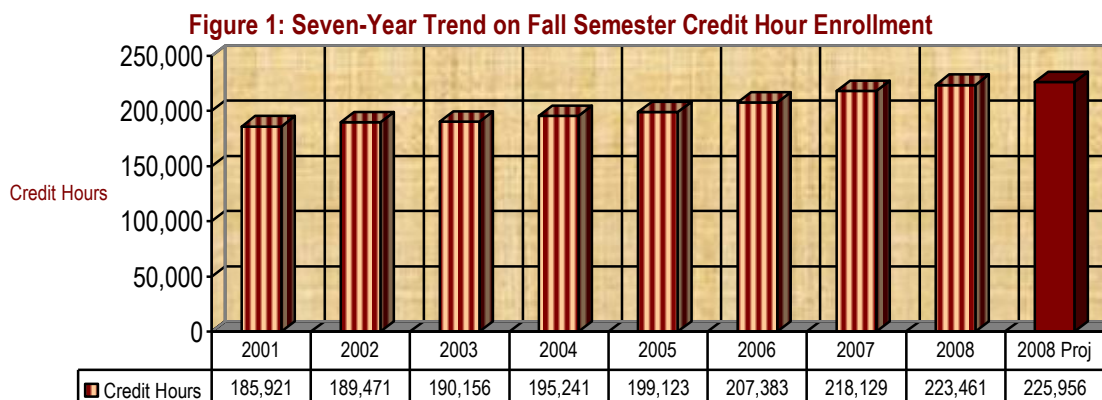
The number of students at the Germantown Campus increased 4.8 percent compared to the previous fall semester and achieved 102 percent of its estimated enrollment. The Rockville Campus has 1.3 percent fewer students on campus than last fall and achieved 98.5 percent of its projection. The Takoma Park/Silver Spring Campus has 7.1 percent more students on its campus in fall 2008 than it had in fall 2007 and achieved 102.9 percent of its enrollment projection. Student enrollment through Extended Learning increased 12.6 percent over the previous year and realized 103.5 percent of its projection. The number of students who are enrolled in courses at more than one campus location increased three percent in fall 2008 compared to fall 2007. More than 15 percent of the student body is currently engaged in cross-campus enrollment activities.

Anecdotal information suggests that convenience, the proximity of course location to home and the availability of distance learning have influenced increased enrollment at the College. Tuition cost is also a factor, especially when compared to the cost to attend Maryland's four-year public colleges. The aforementioned factors influence issues of accessibility and affordability, which are important statewide goals in higher education. However, rapid increases in enrollment have real implications for physical space, resources and services at all three campus locations and the potential need for space at off-campus sites. Discussion on these issues is warranted.

Student and Credit Hour Enrollment Fall 2001 to Fall 2008

Collegewide

Montgomery College experienced its highest credit hour enrollment to date (fall 2008) and generated 223,461 load hours in credit bearing courses. Credit hour enrollment for fall 2008 is 2.4 percent above the number of hours generated the previous fall semester and more than 20 percent above fall 2001. As depicted in Figure 1, credit hour enrollment at the College is in a consistent state of growth with successive increases over a seven year period. As of the third week of enrollment, however, the College generated 2,495 fewer hours than anticipated, thereby achieving 98.9 percent of its credit hour projection.



Twenty-four thousand four hundred fifty-two (24,452) individual students enrolled in classes in fall 2008, which is 2.5 percent higher than the number of students in fall 2007 and 14.5 percent above the enrollment in fall 2001. Currently, there are 585 more students at the College than in fall 2007 and 3,103 more students on the campuses and extended learning than in fall 2001. The College enrolled 182 more students than it had estimated, thereby exceeding its projection by nearly one percentage point.

It is also noted that the average student load (*total credit hours divided by unduplicated enrollment*) for fall 2008 is 9.14, which is unchanged from fall 2007.

Table 1: Collegewide Credit Hours and Student Enrollment

	Fall 2001	Fall 2002	Fall 2003	Fall 2004	Fall 2005	Fall 2006	Fall 2007	Fall 2008	Fall 2008 Projections
Unduplicated	21,349	21,805	21,671	22,254	22,263	22,893	23,866	24,452	24,270
Duplicated	24,250	24,467	24,578	25,433	25,642	26,489	27,709	28,441	
Average Load	8.71	8.69	8.77	8.77	8.94	9.06	9.14	9.14	

When students are counted according to their course enrollment location, the number of students who enrolled in courses across campuses in fall 2008 increased 2.6 percent compared to the previous fall semester and 17.3 percent above the activity in fall 2001.

Germantown Campus

Credit hour enrollment at the Germantown Campus in fall 2008 is 4.2 above the previous fall semester. Over a seven year period, fall 2001 to fall 2008, credit hour enrollment at the campus has increased almost 29 percent. Nevertheless, credit hour enrollment at the Germantown Campus did not increase as much as anticipated. The campus achieved 98.7 percent of its on-campus credit hour projection.

Table 2: Credit Hours and Student Enrollment at the Germantown Campus

	Fall 2001	Fall 2002	Fall 2003	Fall 2004	Fall 2005	Fall 2006	Fall 2007	Fall 2008	Fall 2008 Projections
Credit Hours	31,185	31,812	32,882	34,400	34,539	37,529	38,490	40,118	40,661
Students	4,572	4,600	4,557	4,801	4,732	4,950	5,072	5,314	5,207
<i>Average Load</i>	<i>6.82</i>	<i>6.92</i>	<i>7.22</i>	<i>7.17</i>	<i>7.30</i>	<i>7.58</i>	<i>7.59</i>	7.55	

The number of students on the Germantown Campus has increased almost five percent in fall 2008 compared to the previous fall semester – and more than 16 percent over seven years. Currently, there are 242 more students on the campus than in fall 2007 and 742 more students than in fall 2001. Consequently, the Campus achieved 102 percent of its student projection, thereby exceeding its estimate by two percentage points. On average, however, students enrolled for slightly fewer hours than last year. The average load hour carried by students in fall 2008 at the Germantown Campus dropped slightly to 7.55 from 7.59 in fall 2007.

Rockville Campus

A slight decline (-.3 percent) in credit hour enrollment was noted at the Rockville Campus in fall 2008 compared to last fall semester. This current decline follows a three-year credit hour gain. Over a seven year period of fluctuation, credit hour enrollment increased 7.6 percent. Enrollment activity at the Rockville Campus in fall 2008 was lower than anticipated, netting 97 percent of the estimated credit hour growth.

Table 3: Credit Hour and Student Enrollment at the Rockville Campus

	Fall 2001	Fall 2002	Fall 2003	Fall 2004	Fall 2005	Fall 2006	Fall 2007	Fall 2008	Fall 2008 Projection
Credit Hours	115,548	118,090	115,875	115,683	116,085	119,422	124,721	124,301	128,110
Students	13,965	14,295	14,102	14,217	13,993	14,346	14,906	14,716	14,934
<i>Average Load</i>	<i>8.27</i>	<i>8.26</i>	<i>8.22</i>	<i>8.14</i>	<i>8.30</i>	<i>8.32</i>	<i>8.37</i>	8.45	

Between fall 2001 and fall 2008, the number of students enrolled in classes at the Rockville Campus waxed and waned. Currently, there are 190 fewer students on the campus than the previous fall semester – a decline of 1.3 percent. Over a seven year period, student enrollment has increased 5.4 percent. The campus projected more students than actually enrolled and achieved 98.5 percent of its student enrollment projection. In spite of the drop in both student and credit hour enrollment, average student load slightly increased to 8.45 compared to 8.37 in fall 2007.

Takoma Park/Silver Spring Campus

Credit hour enrollment at the Takoma Park/Silver Spring Campus increased without waver each of the past seven years. In fall 2008, the campus generated 2,888 or 6.5 percent more credit hours than in the previous fall semester. Within the eight years depicted in Table 4, credit hour enrollment at the Takoma Park/Silver Spring Campus increased more than 37 percent. The Campus achieved 102.2 percent of its credit hour projection, exceeding its anticipated growth by more than two percentage points.

Table 4: Credit Hours and Student Enrollment at the Takoma Park/Silver Spring Campus

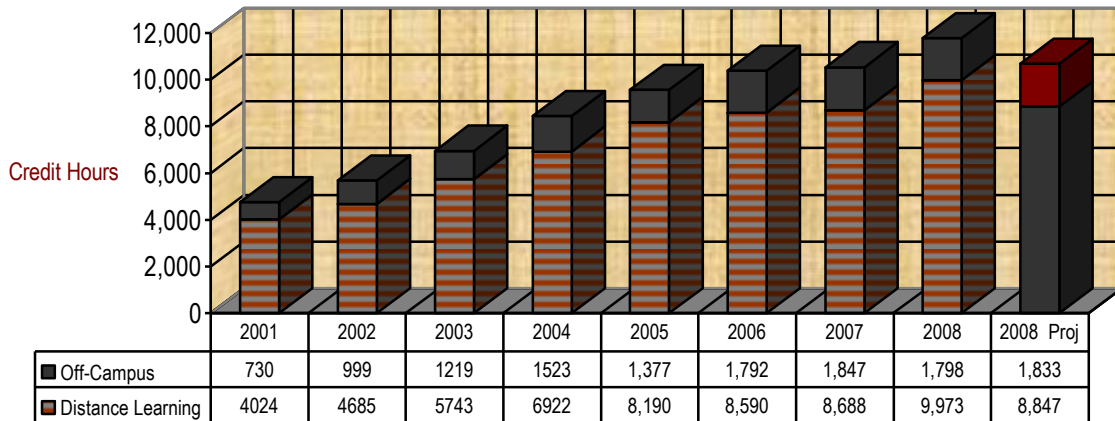
	Fall 2001	Fall 2002	Fall 2003	Fall 2004	Fall 2005	Fall 2006	Fall 2007	Fall 2008	Fall 2008 Projection
Credit Hours	34,434	33,885	34,437	36,713	38,932	40,050	44,383	47,271	46,239
Students	4,307	4,385	4,431	4,645	4,956	5,018	5,523	5,913	5,746
<i>Average Load</i>	<i>7.99</i>	<i>7.73</i>	<i>7.77</i>	<i>7.90</i>	<i>7.86</i>	<i>7.98</i>	<i>8.08</i>	7.99	

As can be seen in Table 4, student enrollment at the Takoma Park/Silver Spring Campus has been on a steady upward climb. At this time, there are 7.1 percent more students on the Takoma Park/Silver Spring Campus compared to the previous fall semester. In seven years, student enrollment has increased 37.3 percent. The gain in students in fall 2008 exceeded the projection by almost three percentage points. The campus achieved 102.9 percent of its fall 2008 enrollment projection. Average student load declined slightly to 7.99 in fall 2008 from 8.04 in fall 2007.

Extended Learning

Credit hour enrollment through Extended Learning in fall 2008, which includes enrollment at off-campus sites (including the College Institute) and distance learning, increased markedly (11.7 percent) above the figure in fall 2007 with a gain of 1,236 credit hours. When credit hour enrollment in distance learning and at off-campus sites is examined separately, distance learning shows a 14.8 percent gain in credit hour enrollment while a 2.7 percent decrease is noted at off-campus sites compared to fall 2007. Over a seven year period, credit hour enrollment has more than doubled in the distance learning (147.6 percent) and off-campus (146.3 percent) segments. Overall, Extended Learning surpassed its credit hour projection (107.5 percent) by almost eight percentage points. Exceeding the projections is undoubtedly attributed to the enrollment activity in distance learning, which achieved 111.3 of its credit hour projection, while credit hour enrollment at the off-campus locations achieved only 90.6 percent of its estimate.

Figure 2: Credit Hour Enrollment in Extended Learning Fall 2001 - 2008



There are more than twice as many students or registrants taking classes through Extended Learning in fall 2008 (3,488) than there were in fall 2001 (1,406), which represents a 148.1 percent gain in seven years. Student enrollment more than doubled in distance learning and at off-campus locations. Compared to the previous fall semester, an increased interest in distance learning netted a 15 percent increase in students, while enrollment activity at off campus locations resulted in three fewer students. In general, Extended Learning exceeded (103.5 percent) its projected student enrollment, which is attributed to the distance learning segment. Distance Learning achieved 105.4 percent of its expected enrollment although enrollment at the off-campus locations was lower than expected (92.5 percent of projection was achieved).

Table 5: Student Enrollment in Extended Learning

	Fall 2001	Fall 2002	Fall 2003	Fall 2004	Fall 2005	Fall 2006	Fall 2007	Fall 2008	Fall 2008 Projections
<i>Students</i>									
All Extended Learning	1,406	1,703	2,056	2,485	2,824	3,102	3,099	3,488	3,370
Distance Learning	1,196	1,410	1,713	2,119	2,489	2,653	2,630	3,022	2,866
Off-Campus	210	293	343	366	355	449	469	466	504

Cross Campus Enrollment

The percentage of students who engage in cross-campus enrollment is gradually on a rise. In spite of academic and career programs that are specific to a particular campus, 11 percent of the student body was enrolled in courses at more than one campus location in fall 2001, which includes distance learning and off-campus locations. Today, a little more than 15 percent of the student body is enrolled in courses at more than one campus location. Currently, 3,733 students are engaged in cross-campus enrollment activity, which is three percent above the figure in the previous year. The number of students who are enrolled in classes across the three campuses is 59.3 percent higher than the figure in fall 2001. Examination of the data in Table 6 clearly reveals that more than half of the cross-campus activity is between the Germantown and Rockville Campuses.

Table 6: Cross-Campus Enrollment

	<u>2001</u>	<u>2002</u>	<u>2003</u>	<u>2004</u>	<u>2005</u>	<u>2006</u>	<u>2007</u>	<u>2008</u>
Germantown-Rockville	1,362	1,410	1,495	1,580	1,554	1,702	1,852	1,909
Rockville-Takoma Park/Silver Spring	767	869	1,020	1,065	1,200	1,304	1,288	1,333
Germantown-Takoma Park/Silver Spring	124	149	148	184	227	210	268	270
All Three Campuses	90	117	122	175	199	190	214	226
Total Number of Students	2,343	2,545	2,785	3,004	3,180	3,406	3,625	3,733