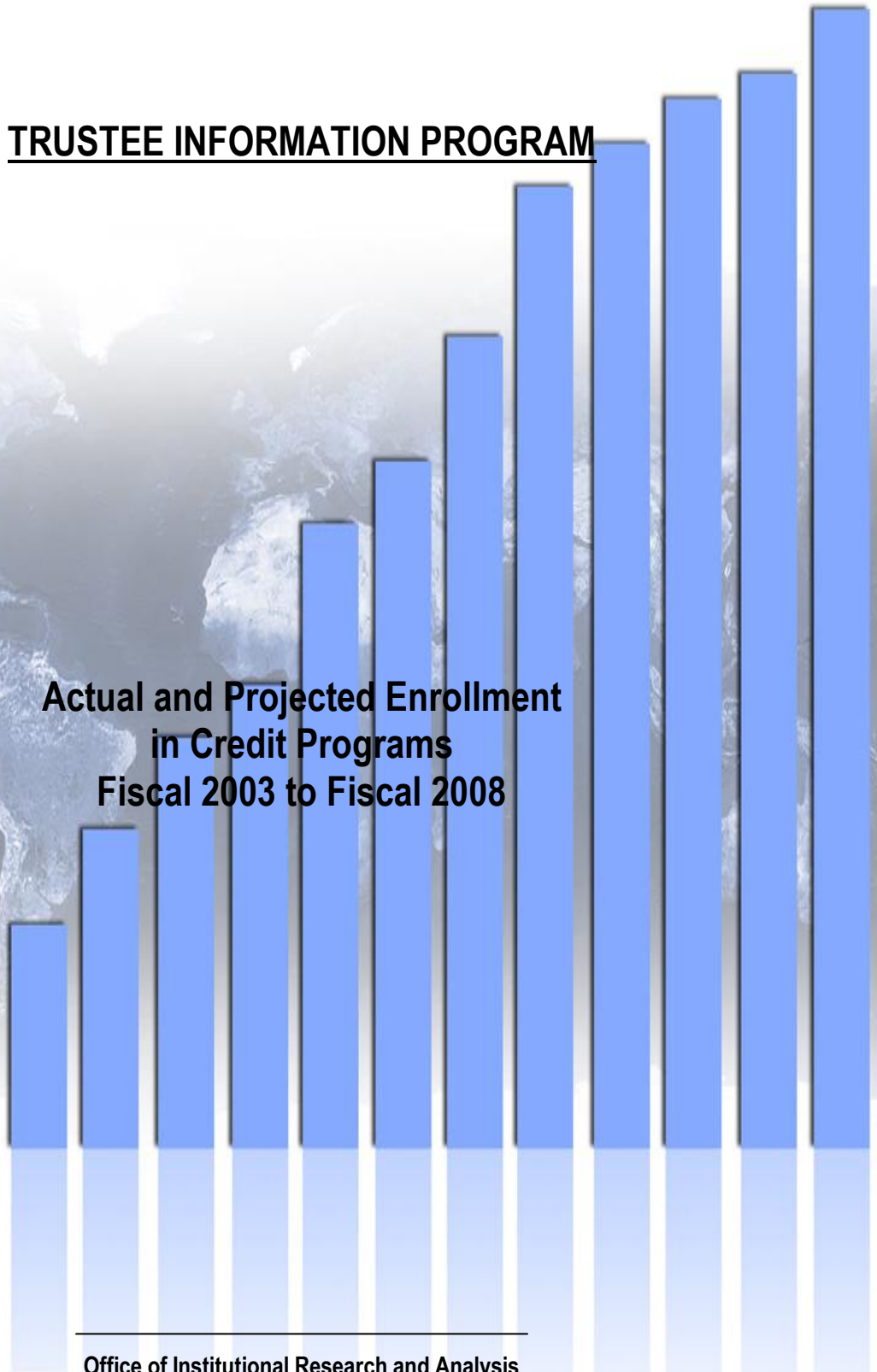


TRUSTEE INFORMATION PROGRAM

Actual and Projected Enrollment in Credit Programs Fiscal 2003 to Fiscal 2008



Office of Institutional Research and Analysis
Robert Lynch, Director

Prepared by: Arlene Blaylock, Senior Research Analyst
September 2008

Trustee Information Program

Actual and Projected Enrollment in Credit Programs Fiscal 2003 to Fiscal 2008

EXECUTIVE SUMMARY

Credit Hour Enrollment:

Montgomery College generated 472,984 credit hours in credit-bearing courses in fiscal 2008 which represented an increase of 4.3 percent above the number of credit hours generated in the prior year. Increased credit hour enrollment was noted in each semester and on each of the three campuses. Overall, the College achieved 101 percent of its credit hour projection.

Examination of data by residence revealed an increase in credit hours for all residence segments. Credit hour enrollment yielded 15,766 full time equivalent students (FTES) in fiscal 2008 and more than ninety percent (14,263 FTES) were eligible for state funding. Total FTES rose 4.3 percent and eligible FTES increased 4.3 percent above last year's figures.

Student Enrollment/Registration

Fiscal 2008 yielded 61,020 registrants or duplicated enrollments at the College – which represented an increase of 3.6 percent or 2,128 more registrants than in fiscal 2007. Increased student enrollment was observed on each of the three campuses. The Takoma Park/Silver Spring campus had the largest numerical gain (932), followed by the Rockville (892) and Germantown (304) campuses.

Contributing Factors in Enrollment Increases

As noted above, each of the three campuses experienced enrollment gains in fiscal 2008. The campus expansion and inclusion of the Maryland School of Arts and Design appear to have had an impact on the enrollment activity at the Takoma Park/Silver Spring Campus. Several transfer and career degree programs experienced increases in enrollment in fall 2007 compared to fall 2006 that are noteworthy: General Studies (6,407 to 6,715 students), Business Administration (1,858 to 2,013 students), Arts and Sciences (1,973 to 2,092), Business Technology (1,433 to 1,587) and Health Sciences (560 to 644). The addition of the winter session on the Rockville Campus also contributed to the gains in enrollment. Another factor is that the cost to attend Montgomery College is affordable -- approximately 55 percent of the cost to attend a four-year public college in Maryland.

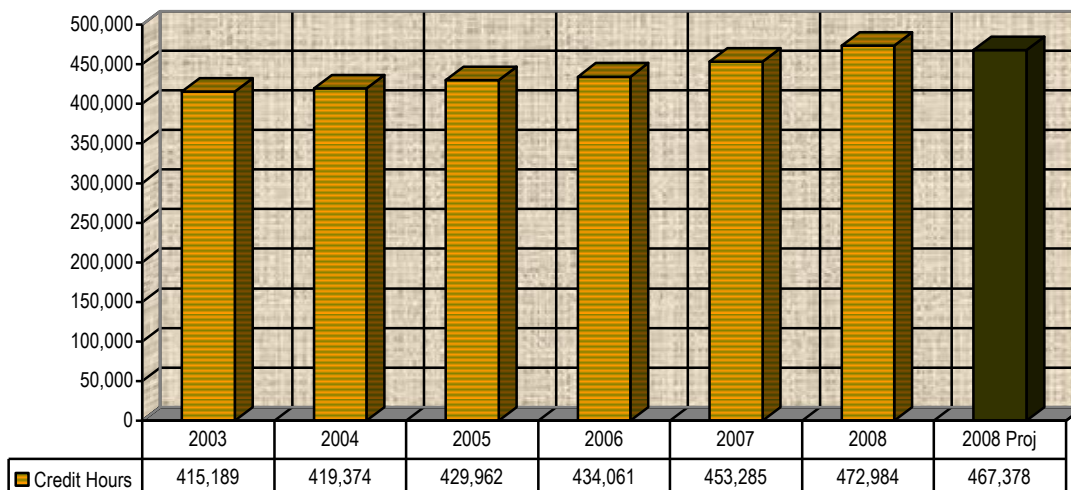
After examining the enrollment trends on the three campuses, it is plausible to suggest that the upward movement in enrollment will continue. The addition of the winter session continues to be encouraging and might prove to be a profitable venture for the College and its students; (424 students for 1,181 credit hours in 2007 and 824 students for 2,253 hours in 2008). When students were counted only once there were 34,246 individual students in fiscal 2008 – an increase of 726 unique students compared to the previous fiscal year. Currently, the College has surpassed its anticipated growth in student enrollment as reflected by the 2010 benchmark (33,867) as reported in the 2008 Performance Accountability Report. In light of the anticipated growth over the next three fiscal years, the College might also take into consideration that the increase in students will also impact facilities, resources and services.

Trustee Information Program
Actual and Projected Enrollment in Credit Programs
Fiscal 2003 to Fiscal 2008

Collegewide Credit Hour Enrollment

As depicted in Figure 1, credit hour enrollment shows steady growth over the past five years. End-of-the-year analysis for fiscal 2008 reveals that Montgomery College (College) achieved 101 percent of its credit hour projection. The College generated 472,984 of the 467,378 credit hours projected for fiscal 2008. Compared to last year, credit hour enrollment rose 4.3 percent, with a net gain of 19,699 credit hours. Over a five year period, from fiscal 2003 to fiscal 2008, credit hour enrollment increased 14 percent -- a net increase of 57,795 credit hours.

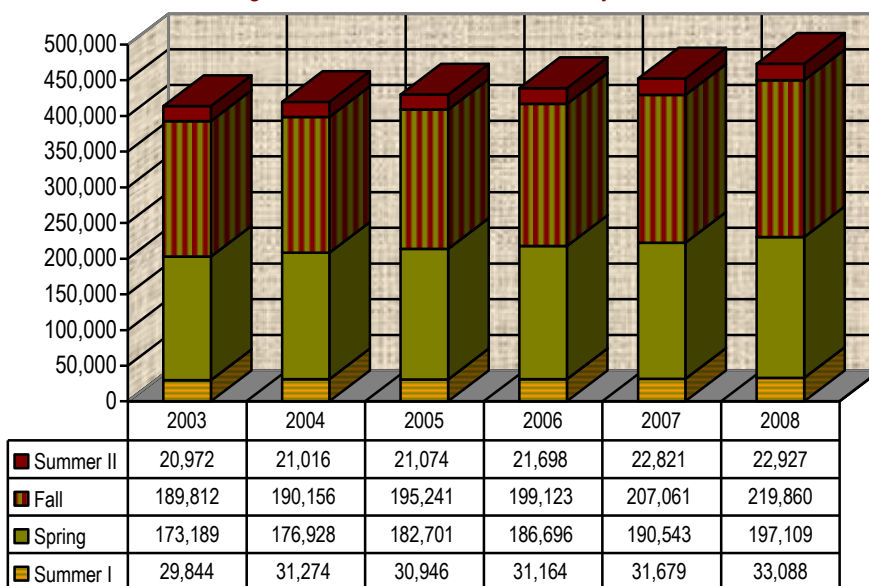
Figure 1: Credit Hour Enrollment by Fiscal Year



Credit Hour Enrollment by Semester

Figure 2 shows credit hour increases across all semesters in fiscal 2008. The fall semester of fiscal 2008 generated 5.1 percent more credit hours than in the previous year, while credit hour enrollment in spring 2008 rose 3.4 percent. Summer II (July/August 2007) credit hour enrollment rose one-half of a percent compared to last year; while summer I (May/June 2008) increased 4.4 percent. With the exception of summer I, which dipped slightly in fiscal 2005, each semester shows successive gains over the five years shown in Figure 2. In five years, summer I rose 10.9 percent, spring 13.8 percent, fall 15.8 percent and summer II increased 9.3 percent. It is also noted that the College piloted a three-week long winter session on the Rockville Campus and through distance learning in fiscal 2007. The winter session offered a limited number of courses to determine students' interest in earning three credit hours toward their goals during the winter break. During the winter session of 2008 credit hour enrollment almost doubled compared to the winter session of 2007. Credit hour enrollment increased from 1,181 to 2,253.

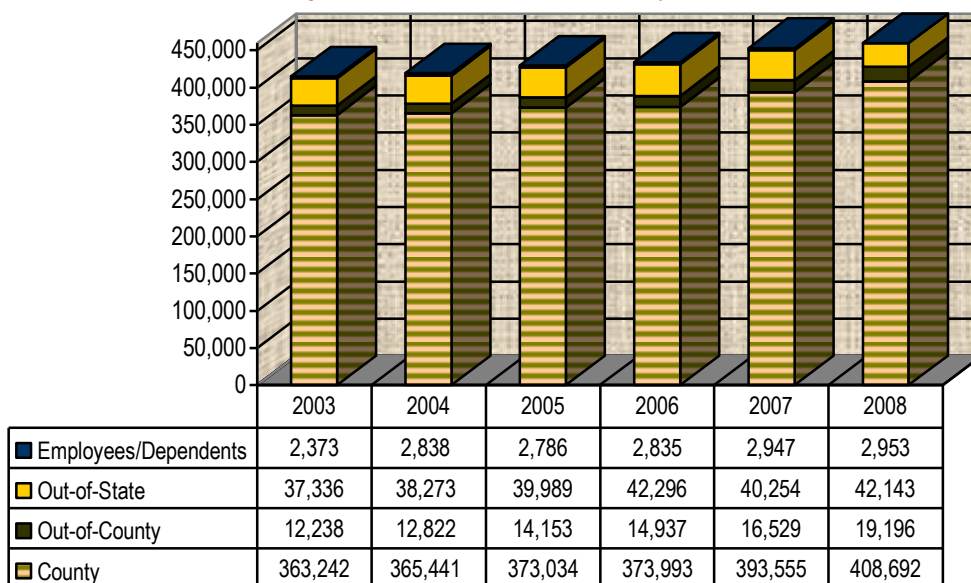
Figure 2: Credit Hour Enrollment by Semester



Credit Hour Enrollment by Residence

Credit hour enrollment by residence is presented in Figure 3. The number of credit hours generated by Montgomery County residents continues to rise and was 4.7 percent higher in fiscal 2008 than in the previous fiscal year and almost 12.5 percent above the figure in fiscal 2003. Credit hour enrollment of students whose residence are in Maryland counties other than Montgomery County increased more than 16 percent in fiscal 2008 compared to 2007 and is the largest single increase in credit hours for this segment in one year. Credit hour enrollment in this segment has increased about 57 percent over five years. In fiscal 2008, out-of-state students generated 4.7 percent more credit hours than a year ago and a 12.9 percent gain is noted over a five year period. Credit hour enrollment for employees and their dependents who took advantage of the tuition waiver program was relatively stable over the two most recent years. Fiscal 2008 enrollment yielded a 24.4 percent increase above the figure for fiscal 2003.

Figure 3: Credit Hour Enrollment by Residence



On average, Montgomery County residents account for the largest proportion (86.7 percent) of credit hour enrollment, nine percent for out-of-state residents and 3.4 percent for Maryland students who reside in a county other than Montgomery County. Employees and their dependents account for six-tenths of a percent of credit hour enrollment.

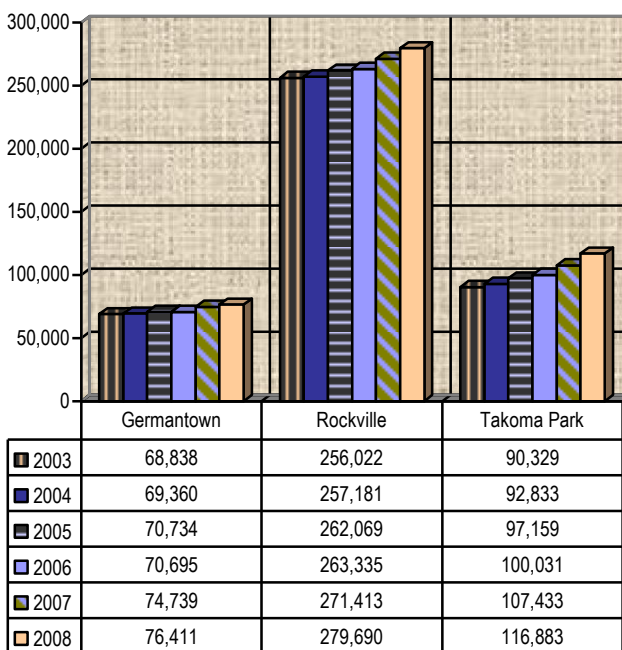
FTES (Full-time Equivalent Students)

Credit hour enrollment in fiscal 2008 yielded a total of 15,766 FTES: 14,263 FTES were eligible for state funding. Total FTES for fiscal 2008 rose 4.3 percent above the previous year; those eligible for state funding increased 4.3 percent; the number of ineligible FTES, which includes the out-of-state and employees/dependents categories, increased 4.4 percent above the figure for fiscal 2007. In five years, total FTES increased 13.9 percent, FTES eligible for state funding increased 14 percent and ineligible FTES rose more than 13.5 percent.

Table 1
Full-Time Equivalent Students

FTES			
FY	Eligible	Ineligible	Total
2003	12,516	1,324	13,840
2004	12,609	1,370	13,979
2005	12,906	1,426	14,332
2006	12,964	1,505	14,469
2007	13,669	1,440	15,110
2008	14,263	1,503	15,766

Figure 4: Credit Hour Enrollment by Campus



A six year trend on credit hour enrollment by campus is depicted in Figure 3. Credit hour enrollment increased at each of the three campuses in fiscal 2008. The Germantown Campus experienced a 2.2 percent increase in credit hours (1,672 credit hours) in fiscal 2008 compared to the previous year. The Rockville Campus netted 8,277 more credit hours or three percent in fiscal 2008 than in fiscal 2007. The largest percentage and credit hour increase was at the Takoma Park/Silver Spring Campus where credit hour enrollment rose 8.8 percent (9,450 credit hours) above the fiscal 2007 figure. In a span of five years, the Takoma Park/Silver Spring Campus has shown the greatest amount of credit hour growth (29.4 percent or 26,544 credit hours) compared to the other two campuses: 11 percent (7,573 credit hours) at the Germantown Campus and 9.2 percent or 23,668 credit hours at the Rockville Campus. It is noted that the enrollment growth at the Takoma Park/Silver Spring Campus is likely due to campus expansion and inclusion of the Maryland School of Arts and Design .

Number of Registrants/Students by Campus

Table 2 provides six years of data on the total number of student registrants by campus. Total registrants represent duplicated enrollments summed across the summer, fall, winter and spring semesters within a fiscal year. In this case, a student who registered for classes in both the fall and spring semesters would be counted twice, once for each semester. If the same student enrolled also for a class in one of the summer sessions during the fiscal year,

that student would be counted three times. The unduplicated enrollment figure represents an individual student, counted only once, regardless of how many semesters that student was enrolled in a fiscal year.

Table 2 reveals that there were 61,020 student registrants at the College in fiscal 2008, which represents a 3.6 increase above the previous year and 9.5 percent above the figure in fiscal 2003. When students were counted only once, the College accommodated 726 or 2.2 percent more individual students in fiscal 2008 than in fiscal 2007. In five years, unduplicated enrollment has increased 5.2 percent or by 1,706 students.

Table 2
Enrollment by Campus

FY	Germantown	Rockville	Takoma Park / Silver Spring	Total Registrations	Unduplicated Enrollment
2002	9,274	33,264	11,649	54,187	32,580
2003	9,322	34,512	11,907	55,741	32,540
2004	9,273	34,332	12,301	55,906	32,459
2005	9,405	34,752	12,761	56,918	32,881
2006	9,250	34,699	13,087	57,036	32,922
2007	9,518	35,511	13,863	58,892	33,520
2008	9,822	36,403	14,795	61,020	34,246
% Change					
FY 03 to FY 08	5.4%	5.5%	24.3%	9.5%	5.2%
FY 07 to FY 08	3.2%	2.5%	6.7%	3.6%	2.2%

The number of registrants increased on each of the three campuses in fiscal 2008 compared to the previous year. It is again noted that the number of registrants represents a summation of enrollment across semesters. With that definition in mind, the number of students enrolled in classes offered on the Germantown Campus increased 3.2 percent (304 students) compared to the previous year. In five years, student growth at the Germantown Campus has increased 5.4 percent – an increase of 500 students.

The Rockville Campus accommodated 892 more students on its campus in fiscal 2008 than in fiscal 2007. Over a five year period, student enrollment at the Rockville Campus has increased 5.5 percent (1,891 students). It is also noted that 824 students enrolled in courses during the winter which provides a slight boost in the enrollment at the Rockville Campus. Winter enrollment almost doubled from 454 in 2007 to 824 in 2008.

Student enrollment at the Takoma Park/Silver Spring Campus continues to show tremendous growth over the six years shown in Table 2. The campus had 932 more registrants in fiscal 2008 than in fiscal 2007 – an increase of 6.7 percent. In a five year span, student enrollment has grown 24.3 percent -- a gain of 2,888 students.