


NATIONAL NEWSPAPERS

This database provides indexing for and full text articles from The New York Times, Washington Post, Wall Street Journal, Baltimore Sun and the Christian Science Monitor

START:

- From workstations in the library, click on the *Montgomery College Libraries* icon. Click on **On-Campus**.
- From on-campus workstations, type the URL: www.montgomerycollege.edu/library/. Click on **On-Campus**.
- For off-campus internet access, type the URL above. Click **home or work**. The user name is your last name only (lower case only) and your student i.d. number (no spaces or dashes).
- Do not use MyMC to access online databases. Go directly to Library Web page using the URL listed above.
- **Click on** National Newspapers. You will be presented with the search screen.

SEARCH:

- Once the database screen appears, you are automatically in  option. You may switch to Advanced Search by putting your mouse over  and click on this option.
- In the blank box, type the word or phrase describing the topic you want to search.

Examples: *abortion*
immigration policies

- Click the  button.

To retrieve **MORE** articles on a topic use **OR**. The database interprets **OR** to find any of the words.

1. Use OR to search for synonyms - *films OR movies*
2. Use OR to search for related terms - *television OR radio*
3. Use OR to search for alternative spellings - *theater OR theatre*
4. Use OR to search for abbreviations - *television OR tv*

To select **Multiple Word Endings** add a question mark (?) to the main part (the root) of the word.

Example: *teen?* (retrieves teen, teens, teenage, teenagers, teenaged, etc.)

To retrieve **FEWER** articles on a topic use **AND**. The search will find few records because the system will retrieve only articles that contain all these words.

Examples: *television AND children*
television AND violence
television AND violence AND children

LIMITING YOUR SEARCH:

Limiting a search lets you impose specific controls on the search result to produce a smaller result set that is more precisely focused on what you want. Three options are located below the search box. These options are:

Database : [Select multiple databases](#)

- The default search is **Multiple databases**. Using this database option will search all the available newspapers at one time.
- To search other databases available, click on the drop down menu ▼ to select another database.

Date range:

- The default **All dates** allows you to search all possible dates at one time.
- To select specific dates to search, click on drop down menu ▼ to select date you need for your research.

Limit results to: Full text articles only

- To limit your retrieval to articles with full text only, click in box next to **Full text articles only**.



To select only one newspaper to search, click on More search options located below the options described above. Choose the option:

Publication title:

Type in the name of the newspaper you want to research and only articles from that particular newspaper will be retrieved.

VIEWING AND PRINTING ARTICLES:

After you enter your search, a list of articles that fit your search request will appear.

- Articles that have the symbol  next to the title can be viewed full text and the article text may be printed.
- Click on the title or the above icons to view the article.
- Click  located at the top of the screen to print the article.
- The article will reformat and a delivery window will open. Click **Print**.

Need more help? Call or ask at the Reference Desk!
Montgomery College Libraries

Germantown campus
301-353-7853

Rockville campus
301-251-7130

Takoma Park campus
301-650-1536

07/03/news/ks