



MONTGOMERY COLLEGE

FALL 2022 ENROLLMENT FACTS

17,137

Total Number of Credit Students

Change From Previous Year

0.9%

3,260
First Time Ever in College

Change From Previous Year

10.2%



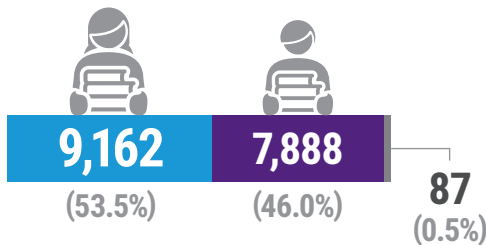
65.9%
Fall 2021 to Fall 2022 Retention of New Students



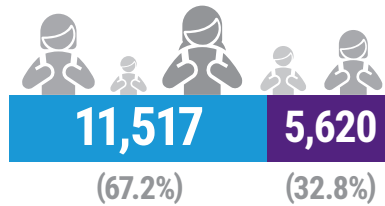
1,506
High School Dual Enrollment



23.7
Average Student Age




■ Female Students ■ Male Students ■ Unknown



■ Part Time Students ■ Full Time Students

8.8
Average Billing Hours



Multi-Race/Native American/Pacific Islander

